













Data Folders












PSLSD 1993 Group A

Data from the Household Questionnaire, Sections 0-4

-  pslsd_1993_m2_nfs1
-  pslsd_1993_m2_nfs3
-  pslsd_1993_m2_nfs4
-  pslsd_1993_m3_hsv4
-  pslsd_1993_m3_nfs2
-  pslsd_1993_m3_nfs5
-  pslsd_1993_m8_hrost
-  pslsd_1993_m10_fsc
-  pslsd_1993_s3_hsv2
-  pslsd_1993_s3_hsv3
-  pslsd_1993_s4_hdef
-  pslsd_1993_s4_hsv1






















PSLSD 1993 Group B

Data from the Household Questionnaire Sections 5 onwards

-  pslsd_1993_m1_agr2
-  pslsd_1993_m1_agr4
-  pslsd_1993_m1_casw2
-  pslsd_1993_m1_ed2
-  pslsd_1993_m2_agr1
-  pslsd_1993_m2_rem1
-  pslsd_1993_m2_rem2
-  pslsd_1993_m3_casw1
-  pslsd_1993_m3_heal1
-  pslsd_1993_m3_land2
-  pslsd_1993_m3_semp
-  pslsd_1993_m4_ed1
-  pslsd_1993_m4_heal2
-  pslsd_1993_m4_tran
-  pslsd_1993_m5_ines
-  pslsd_1993_m6_anth
-  pslsd_1993_m6_remp
-  pslsd_1993_m8_emp5
-  pslsd_1993_s0_agr5
-  pslsd_1993_s1_agr2
-  pslsd_1993_s1_agr3
-  pslsd_1993_s1_ed2
-  pslsd_1993_s4_land1
-  pslsd_1993_s5_pql















PSLSD 1993 Group C

Data from the Community questionnaire, as well as Demographic data, sampling frame information, sample weights, and basic data for descriptive statistics

-  pslsd_1993_compriv9
-  pslsd_1993_hhsize
-  pslsd_1993_m5_educ1
-  pslsd_1993_m5_educ2
-  pslsd_1993_m5_heal1
-  pslsd_1993_m5_heal2
-  pslsd_1993_m5_rec1
-  pslsd_1993_m6_econ1
-  pslsd_1993_metro
-  pslsd_1993_psampl4
-  pslsd_1993_s0_agrc
-  pslsd_1993_s1_educ3
-  pslsd_1993_s1_heal1
-  pslsd_1993_s3_demog
-  pslsd_1993_s3_econ2
-  pslsd_1993_s3_educ2
-  pslsd_1993_s4_educ1
-  pslsd_1993_s5_econ1
-  pslsd_1993_sample04
-  pslsd_1993_strata2
-  pslsd_1993_weight02

PSLSD 1993 Group D

Constructed data supplied with the raw data e.g. measures of total household income and expenditure

-  pslsd_1993_cfpri01
-  pslsd_1993_cfpri03
-  pslsd_1993_fcode1
-  pslsd_1993_fcode2
-  pslsd_1993_foodex01
-  pslsd_1993_foodex02
-  pslsd_1993_foodex10
-  pslsd_1993_hhexptl
-  pslsd_1993_hhexpt
-  pslsd_1993_hhexpt
-  pslsd_1993_hhinclt
-  pslsd_1993_hhstx01
-  pslsd_1993_nf1x01
-  pslsd_1993_nf2x02